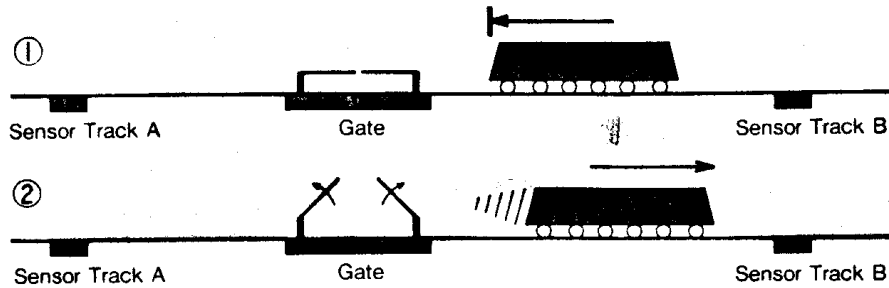


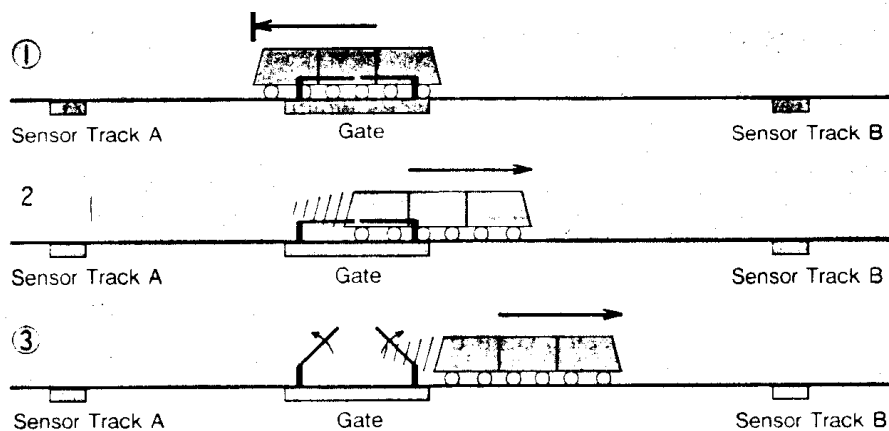
IRREGULAR OPERATION

1 CHANGING DIRECTION RIGHT BEFORE THE CROSSING GATE



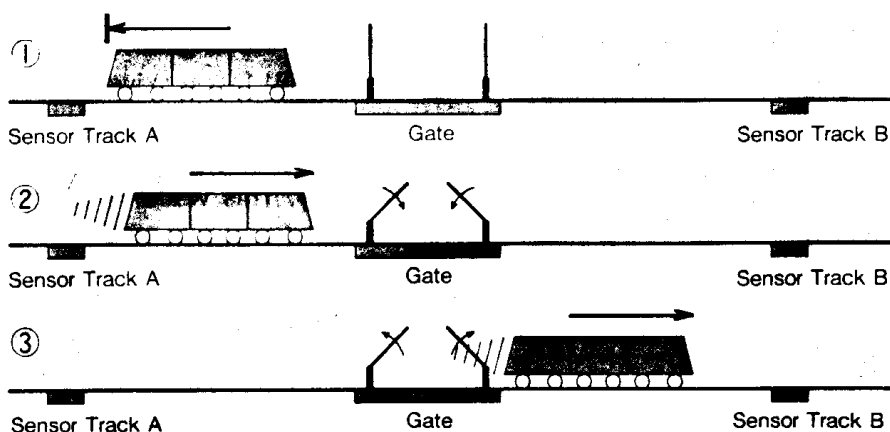
- ① Operation continues when the train stops after crossing Sensor Track B.
- ② Operation ends after the train changes direction.

2 CHANGING DIRECTION ON THE CROSSING GATE



- ① Operation continues when the train stops on the crossing gate after entering across Sensor Track B.
- ② Operation continues after the train changes direction as long as the train is on the crossing gate.
- ③ Operation ends after the train clears the crossing gate.

3 CHANGING DIRECTION RIGHT AFTER THE CROSSING GATE



- ① The train stops right after the crossing gate.
- ② Operation begins as soon as the train changes direction.
- ③ Operation ends after the train clears the crossing gate.